



ENROLLMENT NEWSLETTER FOR SUMMER 2024

VALDOSTA STATE UNIVERSITY | OFFICE OF STRATEGIC RESEARCH & ANALYSIS

1500 N. Patterson St. Valdosta, GA 31698 | Phone (229) 333-7831

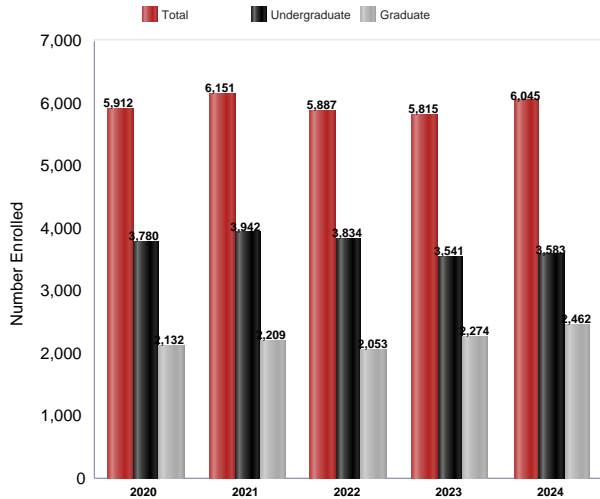
<https://www.valdosta.edu/administration/institutional-research/>



This information has been compiled by the Office of Strategic Research & Analysis (SRA) in an effort to provide useful and timely information to the Valdosta State University community. This information will be updated each semester, upon the availability of official data. Please contact the SRA with any questions regarding this publication.

SUMMER 2024 ENROLLMENT

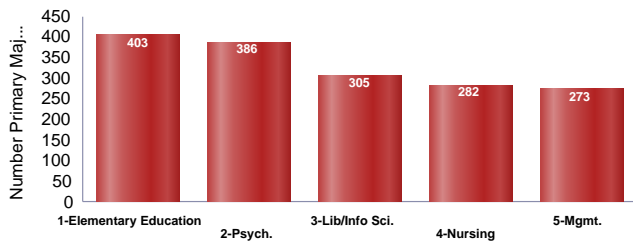
Total Enrollment, Summer 2020-2024



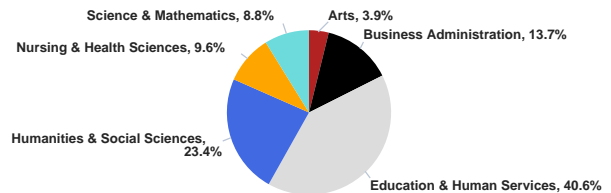
Total Enrollment by Gender and Ethnicity, Summer 2024

Ethnicity	Female	Female %	Male	Male %	Total	Total %
American Indian or Alaska Native	6	0.1%	4	0.2%	10	0.2%
Asian	69	1.6%	52	3.0%	121	2.0%
Black or African American	1,462	34.1%	556	31.7%	2,018	33.4%
Hawaiian/Pacific Islander	1	0.0%	3	0.2%	4	0.1%
Hispanic	367	8.6%	166	9.5%	533	8.8%
Multiracial	146	3.4%	68	3.9%	214	3.5%
Unknown	32	0.7%	22	1.3%	54	0.9%
White	2,207	51.4%	884	50.4%	3,091	51.1%
Total	4,290	100.0%	1,755	100.0%	6,045	100.0%

Total Enrollment by 5 Largest Declared Majors, Summer 2024



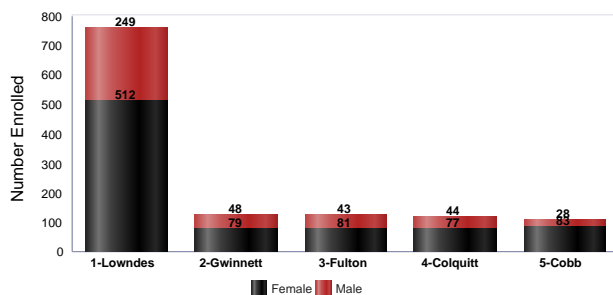
Total Enrollment by College, Summer 2024



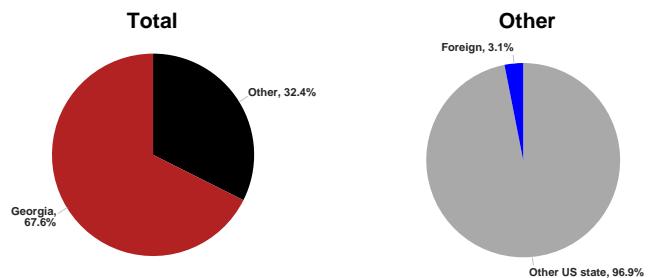
Note: The College of Humanities & Social Sciences includes undecided majors. Pre-business students are included in Business Administration. Pre-nursing students are included in Nursing.

Note: Abbreviations used for space saving.

Total Enrollment by Georgia Counties with Highest Enrollment and Gender, Summer 2024



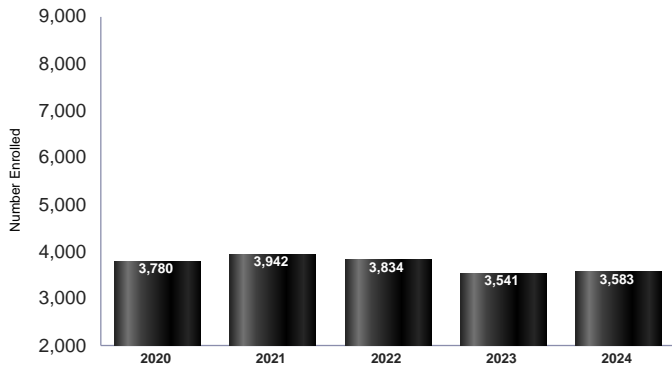
Total Enrollment by Residency, Summer 2024



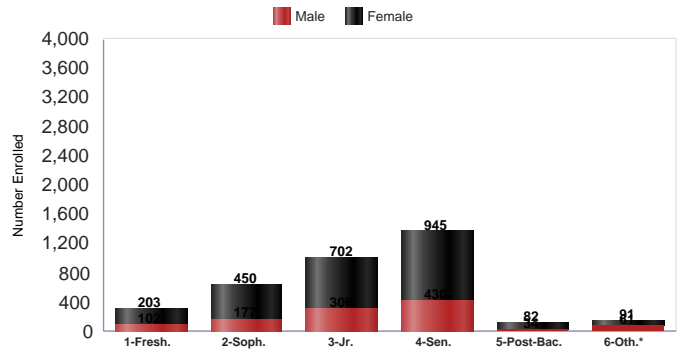
Note: Other includes Other U.S. State and Foreign students.

Source: VSU SRA Analysis of ADC Enrollment, September 2024.

Undergraduate Enrollment, Summer 2020-2024

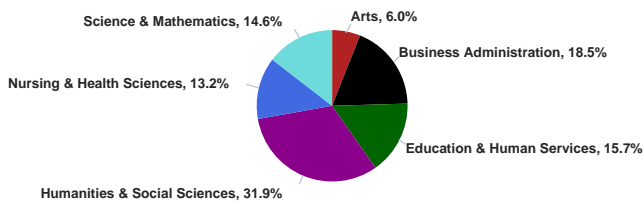


Undergraduate Enrollment by Classification and Gender, Summer 2024



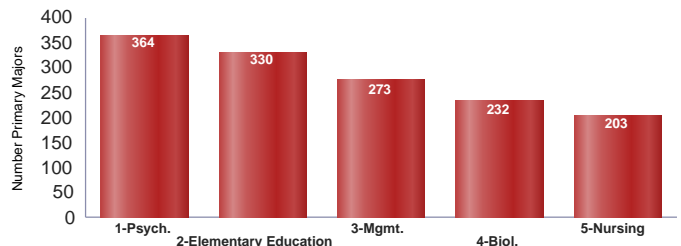
*Includes Joint Enrolled, Transient and Other. Abbreviations used for space saving.

Undergraduate Enrollment by College, Summer 2024



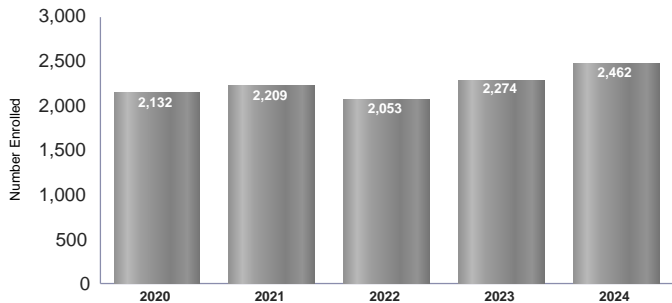
Note: The College of Humanities and Social Sciences includes undecided majors. Pre-business students are included in Business Administration. Pre-nursing students are included in Nursing.

Undergraduate Enrollment by 5 Largest Declared Majors, Summer 2024

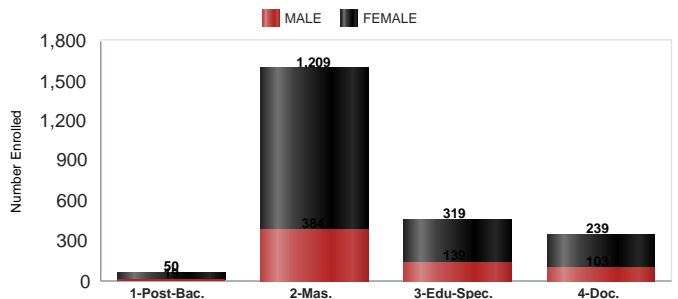


Note: Abbreviations used for space saving.

Graduate Enrollment, Summer 2020-2024

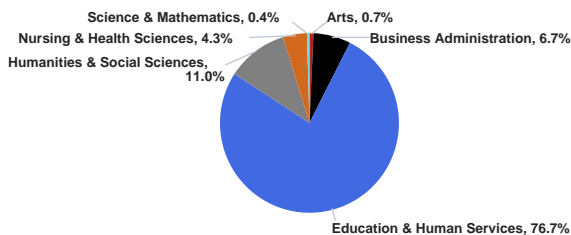


Graduate Enrollment by Classification and Gender, Summer 2024

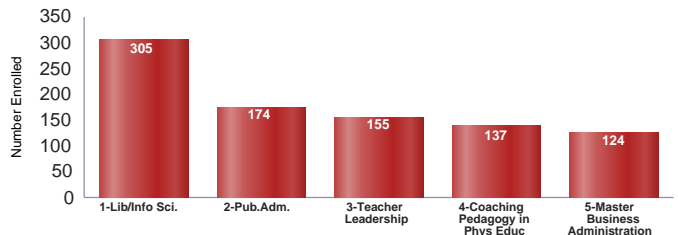


Note: Abbreviations used for space saving.

Graduate Enrollment by College, Summer 2024

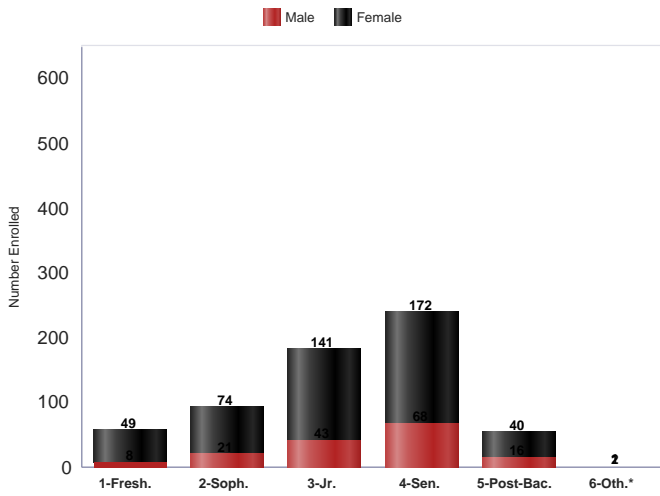


Graduate Enrollment by 5 Largest Declared Majors, Summer 2024

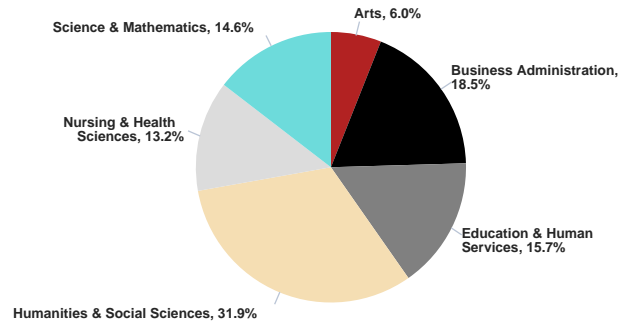


Note: Abbreviations used for space saving.

Undergraduate Adult Learners by Classification and Gender, Summer 2024

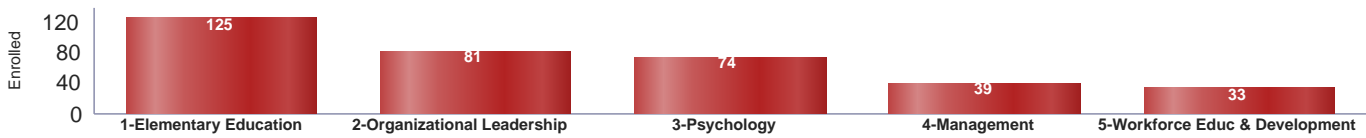


Undergraduate Adult Learners by College, Summer 2024

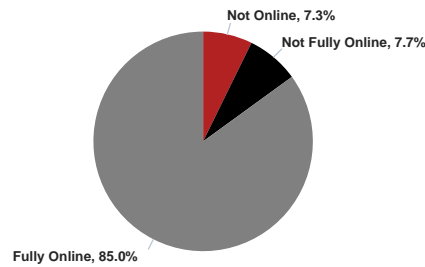


*Includes Joint Enrolled and Transient

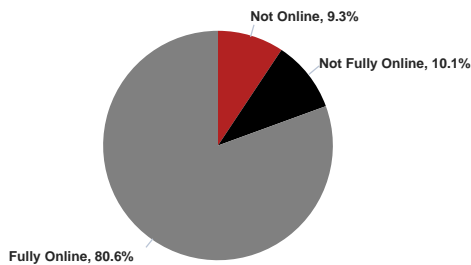
Undergraduate Adult Learners by 5 Largest Declared Majors, Summer 2024



Total Enrollment for Distance Learning, Summer 2024



Undergraduate Enrollment for Distance Learning, Summer 2024



Graduate Enrollment for Distance Learning, Summer 2024

