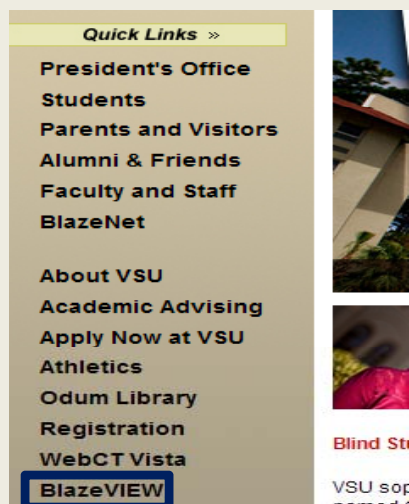



Accessing the online USG Ethics Course

Step 1: Click the BlazeVIEW link from the VSU Homepage.



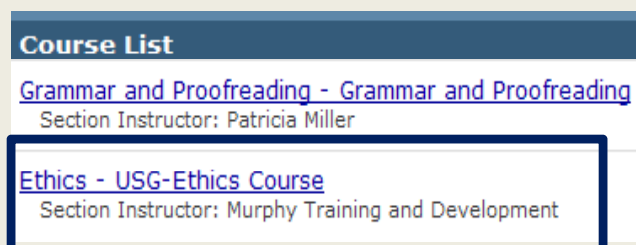
Step 2: Click on the Login to BlazeVIEW



Step 3: Type your VSU email user name and password.

A screenshot of a login form titled "BlazeVIEW Login" in a red box at the top left. The form contains two input fields: "Username" and "Password". Below the "Password" field, there is a red "OK" button. The entire form is enclosed in a red border.

Step 4: Within your "Course List", you should see **Ethics-USG Ethics Course**. Click on that link. If the link is not available to you, contact Employee Development at 259-5105 or email teyorkey@valdosta.edu.



For assistance with technical problems go to <http://www.valdosta.edu/vista/requirements.shtml>