


Reading and Writing in College



Myths about Reading



- ❧ Read every word.
- ❧ One read is enough.
- ❧ Don't skip passages.
- ❧ Machines help speed up reading.
- ❧ If I skim too fast, my comprehension will drop.
- ❧ There's something wrong with my eyes!



Skimming for Main Ideas



- ❧ Read chapter and section titles carefully – what clues do they give you about the selection?
- ❧ Look for signal words: cause, effect, pros, cons, etc.
- ❧ Textbook authors want you to recognize the important concepts.
 - ❧ Major headings and subheadings
 - ❧ Italicized words
 - ❧ Lists
 - ❧ Repetition



Reading Strategies




☞ SQ3R

- ☞ Survey – look over info critically; anticipate arguments
- ☞ Questions – turn headings into questions
- ☞ Read – engage yourself and answer questions
- ☞ Recall (Spend more time on this)
 - ☞ Mentally visualize the high points of the text.
- ☞ Review
 - ☞ See how much you actually understand and create a whole picture.

Other Tips




- ❧ Textbooks are designed for easy access.
- ❧ Some classes require you to read the entire selection.
- ❧ Reading the powerpoints isn't enough!
- ❧ Reading is homework, so schedule time for it.



Why Write?



- ❧ The most effective way to see if students understand concepts.
- ❧ Improves your understanding of the text.
- ❧ Post-college life will require good writing skills.



Essays: Start Early



- ❧ Understand the assignment.
- ❧ Brainstorm.
- ❧ Outline.
- ❧ Draft.
- ❧ Edit for clarity.
- ❧ Edit for grammar.



Other Writing Tips



- ❧ Just because your major isn't English doesn't mean you can't be a good writer.
- ❧ Find a friend, bounce ideas.
- ❧ Don't worry about the length—find a topic you enjoy.
- ❧ Make the most of it.
- ❧ Be creative—college writing shouldn't be boring!